




	-					+	Ø	s
Presentation of the course content (Scale width: 5)	0%	20%	40%	60%	80%	100%	4.48	0.75
	 <p>Skalenbreite: 5</p>							
Commitment of the lecturer (Scale width: 5)	0%	20%	40%	60%	80%	100%	4.63	0.59
	 <p>Skalenbreite: 5</p>							
Complexity and Scope (Scale width: 5)	0%	20%	40%	60%	80%	100%	3.28	0.53
	 <p>Skalenbreite: 5</p>							

s=Standardabweichung